



10 Tips

on awning fabrics

weinor



So that you will have more enjoyment with your awning

If you buy an awning, you want to enjoy it for a long time. Especially the fabric and its colours. It is therefore sensible to obtain information about the properties and qualities of fabric before buying. What makes a good fabric? How do the colours retain their brightness? What should you remember for cleaning? Our little guidebook will answer these and other questions. So that your sunscreen will keep its shine for a long time!

1

Make sure you buy the right fabric

Awning fabrics are technical textiles, they consist of either acrylic or polyester fibre. Both have their qualities. Acrylic is more colour-fast, polyester is more stable in form. The larger the awning, the more important the form stability.

1st rule of thumb: polyester for large awnings

The wider the awning, the faster the fabric sags. Therefore, wide awnings should be made of polyester. Polyester possesses a so-called rebound behaviour. The material "memorises" the tensioned condition ("memory effect") and retains its stability of form.

2nd rule of thumb: acrylic for intensive use

Acrylic is the safer choice if the awning will be frequently used. The colours are maintained in this material for a long time. For this reason, acrylic is used for sun protection in restaurants, on boats or for cabriolet roofs.

Please note: to ensure long-lasting brilliance of colour in both fabrics, you should opt for spinneret dyeing (see point 3).



2

The location makes the fabric design

Bright, shining colours are classics for awnings. They guard against sun radiation but still let a lot of light onto the patio. But: They are also care-intensive – especially when they are exposed to dust, soot, dirt and leaves.

Tip: fresh colours by replacing the fabric

Fashions come and go, tastes change. Why not simply bring some fresh wind onto the patio? With a new fabric, your second living room will shine in a totally different light.

By the way: Older awning woven fabrics used to be manufactured with the addition of a high quantity of formaldehyde. This substance improves the form stability of the fabric. For health reasons the content of formaldehyde has been reduced considerably. So don't be surprised if your new awning is not quite as "stable" as your old one.

Rule of thumb: the more restless, the less sensitive

If your house is located on a busy street or if there are a lot of trees in the vicinity, you should select dark colours or a striped pattern. This is because residues of leaves, pollen, soot and bird droppings cannot be so easily detected on a dark, multi-coloured surface. Your awning will retain its good appearance longer.

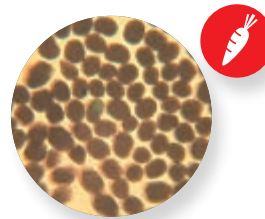
3

Carrot, not radishes: true colours with spinneret dyed fabric

There are several possibilities for putting colour into the fabric. Spinneret dyeing is the most extensive and highest-quality method of dyeing. In a special spinning dyeing process, the colour pigments are locked into the fibres during the fibre production before they are spun into yarn. In this way, the colour is locked in the depth – like in a carrot. The fabric maintains its brilliance.

Yarn and piece dyeing is much too superficial

In yarn and piece dyeing (also known as core dyeing) the finished yarn or the finished woven fabric is immersed in the dye. The final result is like a radish. The colour cannot permeate the fibre. It will not remain permanently light-resistant.




Like the carrot, like the weinor fabric:
Colour fastness in the yarn due to spinneret dyeing



As in radishes:
Yarn dyeing has only a superficial effect.





Better sewn than glued

4

Awning fabrics are made in the form of narrow widths and have to be connected with each other. There are two processes for this: gluing and sewing. Tests and practical experience have shown that sewn awning fabrics are generally more reliable. This traditional, high-quality technique results in a seam pattern which is more visually even over the long term. The risk of developing ripples in the area of the seam is lower.


Note regarding seaming holes and colour of the sewing thread:

Rainwater does not generally penetrate the seaming holes. It reliably runs off the awning when it is tilted at 14 degrees. In addition to this, small particles of dirt block the holes very quickly. The **sewing thread** should be the same colour as the awning fabric. This makes it almost invisible.

Retract the awning when it rains – let the wet awning dry

5

Modern awning fabric has water-repellent properties. The rain water reliably runs off the awning when it is tilted at 14 degrees. Persistent humidity is not good for the fabric, however. If it is retracted when it is wet, the woven fabric cannot dry. Discolouration occurs due to water stains. Furthermore, moisture favours fungal infestation. This will lead to mildew. Therefore: always ensure that your awning is dry!



Dirt-repellence impregnation of the fabric due to Teflon woven tissue protection and nanotechnology. Make sure that the seal of quality confirming both of these is on the awning you buy.



6

Care – but not the hard way


High-pressure cleaners should never be used – they damage the fabric. The following procedure will clean the fabric and protect it at the same time:

- Remove loose dirt, but do not rub!
- Moisten the fabric with clear water, this will soften dried dirt.
- Use lukewarm water (max. 40°C) with a 5% to 10% solution of mild detergent.
- Use a sponge to apply the foam to the fabric, do not rub in!
- Leave the foam to work for 15 to 20 minutes.
- Rinse with lots of clear water.
- Leave the fabric to dry.

7 Do not despair: The fabric lives – and changes

Awning fabrics are high-performance products meeting stringent technical requirements. High-quality woven fabrics are used for the manufacturing. Furthermore, laboratory tests guarantee the important properties such as stiffness, tear-resistance, colour fastness and lots more. Despite this, the material can still change after some time, especially if the awning is frequently used.

This cannot be excluded according to state-of-the-art technology. These natural changes also include sagging of the fabric between the seams or overstretching in the region of the hem. The fabric could also exhibit creasing from the beginning. This is largely normal, irrespective of the manufacturer.



Rippled fabric

8 Look out for the seal of quality

High-quality awnings must meet specific standards. But beware: not all fabrics have the same standard. When buying your product, make sure that the fabric is compliant with the colour fastness standard DIN EN 105 B04. Furthermore, your fabric should satisfy the current requirements with regard to UV protection, tear-resistance, weathering fastness and environmental friendliness.



Innovative nanotechnology against dirt and water



Designates the degree of UV protection



Free from substances that are harmful to health and the environment



Natural cooling of living areas



Dirt-repellence impregnation due to Teflon woven tissue protection

9 Buy from experts

Awning systems are extremely complex units. Factors such as statics, electricity together with the high-quality processing of the fabric and frame play an important part – especially in terms of long service life. The mounting technology is also very sophisticated depending on the structure. Awnings

purchased and installed by professional retailers provide security and quality. Your sun protection expert will give you competent advice and will gladly help you to choose the right awning and the appropriate fabric – and all with an attractive price-performance ratio.



10 Get more information

Do you want to find out more about the quality and care of awning fabrics?

Then contact the Industrieverband Technische Textilien-Rollladen-Sonnenschutz e. V. (ITRS) at www.itrs-ev.com.

There you will find further important information, for example:



- Guideline for the cleaning and care of awning fabrics
- Guideline for the estimation of manufactured awning fabrics

www.weinor.com

Contact your retailer/partner for more information:



weinor GmbH & Co. KG
Mathias-Brüggen-Straße 110 | D-50829 Cologne | www.weinor.com